

The Dayton Microcomputer Association, Inc.

**-Contents-**

About DMA.....	2
This Month's Meeting.....	3
The Amazon "Smile" Program.....	3
April Trustees' Minutes .....	4
Announcement from the Barlows .....	7
A Nation of Makers .....	8
Foreign Characters in Passwords .....	10
Safeguarding Windows 10.....	11
DMA Calendar .....	15
Annual Picnic .....	16
Membership Form .....	17

Save a tree (or at least a twig)! If you prefer a "hard" (paper) copy of THE DATABUS, and your membership is not up for renewal, do not print page 17.

June 2016

Volume VI, Number 6 (New Series)





Post Office Box 4005  
Dayton, Ohio 45401  
Telephone:  
(937) 222-4DMA  
(937) 222-4362

Visit us at:

**DMA1.org**

## Your 2015/16 Officers:

### *President*

Debra MCFALL

### *Vice-President*

Gary COY

### *Secretary*

Glady CAMPION

### *Treasurer*

Pat FLYNN

*Officers need not be Trustees.*

## Trustees:

Martin ARBAGI

Glady CAMPION

Gary COY

Patrick FLYNN

Debra MCFALL

Ken PHELPS

Ed SKUYA

Gary TURNER

Jim ULLOM

## Webmaster:

Dave LUNDY

ESTABLISHED IN 1976 (we're celebrating our 40<sup>th</sup> anniversary all this year), DMA is a group of Dayton-area professionals and hobbyists in the field of computing and information technology. General membership meetings are usually on the last Tuesday of each month. DMA has a number of Special Interest Groups (SIGs) in areas ranging from digital investing and genealogy to the Linux operating system. Each SIG meets according to its own schedule. DMA is a member of the Association of Personal Computer Users' Groups (APCUG) and the Affiliated Societies Council (ASC). Click on any of the logos—including our own (top left)—to go to that organization's Web site.



### Submissions ...

THE DATABUS welcomes compliments, complaints, suggestions, and especially articles. We can accept articles in ASCII, or as attachments in Microsoft Word or Works, Open Office Writer, Word Perfect, or, yes, even WordStar (a word-processing program that goes all the way back to the 1980s!). We can now also accept PDF files. Send articles to:

[Editor@DMA1.org](mailto:Editor@DMA1.org)

All articles are subject to editing for spelling, grammar, usage, and space. Always retain a copy of your work, as THE DATABUS cannot be responsible for loss. When articles are of roughly equal quality, those by paid-up DMA members usually receive preference.

ALL REGISTERED TRADEMARKS, for example: DMA, Apple, H-P, Lenovo, Linux, Skype, Toshiba, or Windows, are the property of their respective owners. However, for better readability, the Registered Trade Mark symbols (® or ™) have been omitted. The Editor occasionally inserts comments into articles. Such comments are usually in square brackets [like these] and are always preceded by the phrase: "EDITOR'S NOTE."

THE DATABUS is written and published by volunteers. We do not give professional advice on computer, network, or software installation, troubleshooting, or repair. If you need expert assistance, please seek the services of a competent professional.

**June Meeting:** 7:00 P.M., Tuesday, 28 June at T. J. Chump's, 7050 Executive Boulevard, Huber Heights (next door to Meijer's —[click here for a map](#)).

Come at 6:00 P.M. if you want dinner.

**Presented by Bob GOSTISCHA**

BEING A WORLD-SPANNING purveyor of free antivirus protection involves walking a fine line. Giving away your core technology gets you plenty of gratitude, but gratitude doesn't pay the bills. The clever people at **Avast Software** seem to have mastered the balance. Avast Free Antivirus 2016 is full-featured and powerful, and yet there are still plenty of additional goodies to entice you to upgrade to Avast Pro Antivirus.

Most free antivirus programs don't offer much beside basic malware protection, but **Avast Free Antivirus** is a half-step toward being a full-fledged security suite, with many features you'd normally be charged for. It has not only a password manager and a local-network security scanner, but gives you lots of configuration options. Avast Free Antivirus offers decent malware protection and it comes with a password manager and home network scanner. [UPDATE: Since this review was posted, Avast Free Antivirus has added a secure browser, **Avast! Safe Zone**.]

Our favorite Avast Evangelist, Norbert “Bob” GOSTISCHA, will visit by Skype to talk about the greatest features and latest updates to Avast free antivirus. The presentation covers computers (Windows and Mac), tablets, and smart phones. Bob takes a comical look back at technology in the past in order to explain what is needed to keep our computing safe these days.



... TR

### **Help DMA by using Amazon's “Smile” program!**

**A**MAZON, the Internet's largest retailer (if you haven't noticed, Amazon isn't just for books any more!) has a “Smile” feature whereby Amazon donates a percentage of almost any purchase you make to a selected nonprofit organization. There is *no* extra cost to you. Click [here](#) to learn more or [here](#) to go directly to the sign-up page. Be sure to put DMA down as the beneficiary of your purchases.

**M**INUTES are usually published almost *two months* late. This is because the Minutes for, say, the May Board meeting must be approved by the Trustees at the following month's meeting—in this case, early June. The corrected and approved May Minutes will thus appear in this (June) issue, published toward the end of the month. The next Trustees' meeting will be on **11 July** (the 4<sup>th</sup> is a holiday) **2016** at the **Chestnut Street Community Room of the Greene Shopping Mall**. The meeting begins at 7:00 P.M. (Click [here](#) for a map.) Meetings are open to all DMA members.

## MINUTES

DMA Board of Trustees—Meeting of Monday, May 2, 2016

### CALL TO ORDER

The meeting was called to order at 7:03 P.M. by Debra McFall. **Trustees present:** Martin Arbagi, Gary Coy, Pat Flynn, Debra McFall, Eric Ottoson, Ken Phelps, Ed Skuya, Gary Turner, Jim Ullom. **Others Present:** Gladys Campion.

### OFFICERS' REPORTS

#### President – Debra McFall

Debra noted there were good presentations at the Anniversary [EDITOR'S NOTE: April] meeting. It was great to look back forty years, talk to previous members and hear their stories. She enjoyed the walk down memory lane. A thank you to Gary Turner for handling arrangements for the cake.

#### Vice President – Gary Coy

Gary pointed out the attendance at last month's [EDITOR'S NOTE: April's] meeting was a little light, but the questions helped bring out stories from several people. All in all, it turned out great.

#### Secretary – Gladys Campion

Gladys Campion presented the Minutes for the previous board meeting. Eric Ottoson moved the minutes be accepted. Martin Arbagi seconded and the motion passed.

#### Treasurer – Pat Flynn

Pat presented financial reports for the past month.

### COMMITTEE REPORTS

#### Audit – Gladys Campion

A report of the financial transactions for 2015 was e-mailed to all trustees this morning. Gladys will announce a date and time to meet and review the Screens.

#### Bylaws Review – Eric Ottoson

An e-mail of the proposed bylaws changes will go out soon.

#### Funding – Open

No report.

#### Membership – Gladys Campion

As of last month's General Membership meeting, we had 70 Regular, 5 Associate, 0 Student, and 2 Life members for a total of 77. Attendance last month was 35 and the 50/50 brought in \$31.

#### Net Admin Team – Ken Phelps, Gary Turner

We need to announce at the next General Membership meeting that we are looking for a Webmas-

#### Account Balances:

Fifth/Third Checking	\$17,070.99
Fifth/Third Savings	11,221.19
Pay Pal	727.57
Dayton Foundation	<u>77,185.00</u>
<b>Total</b>	<b>\$106,204.81</b>

(Continued on page 5)

*(Continued from page 4)*

ter, someone who can customize and maintain the Wordpress site set up by Brent Kerlin.

#### **Programs – Jim Ullom**

Jim found the history lesson at last month's [EDITOR'S NOTE: April's] meeting interesting and feels everyone learned something.

May—Kevin Delecki, head librarian for the Xenia library will talk to us about their 3D printing program.

June—Bob Gostischa will visit via Skype to give an update on Avast!

July—Mark Camden has agreed to share his expertise with Raspberry Pi and Scratch programming.

#### **Publications – Martin Arbagi**

Martin posted a DATABUS issue for April which contains an article from Dan Woodard.

#### **Publicity – Ed Skuya, Gary Coy, Debra McFall, Pat Flynn**

Ed and his crew are still very happy with the results from the Meetup account. Ed was able to get an announcement of last month's meeting into the Skywriter. The *City Paper* published an announcement, but only in the issue the same week as the meeting.

#### **OLD BUSINESS**

##### **Records Committee—Debra McFall, Gladys Campion, Eric Ottoson, Wynn Rollert, Martin Arbagi**

Debra will schedule the next meeting soon.

##### **Wright State Archives – Martin Arbagi, Gladys Campion**

Philip Conrad made a very generous contribution to the archives the night of the Anniversary meeting. Gary Turner is offering to donate his private collection of newsletters and programs. Gladys provided an updated chart of the issues currently in the archives.

##### **Holiday Dinner – Gladys Campion**

Gladys presented a final report for the Holiday Dinner of 2015. The Trustees would like to go back to T.J. Chumps again for this year's dinner, but only if they would do it as a plated dinner or a reduced menu.

##### **Next Board Meeting**

The next Board Meeting will be 7:00 P.M. on Monday, June 6, 2016 in the Community Room (in the breezeway) of the Ritch Building on Chestnut Street at the Greene. If anyone would also like to join us for dinner, we will be meeting at 6 P.M. at EO Burgers. Convenient parking for both can be found in the garage behind the Ritch building.

##### **Linux Installfest – Gary Turner**

Attendance was light for the Linux Installfest on Saturday, April 9<sup>th</sup> at Sinclair, roughly 20 to 25 people.

##### **Think TV Auction**

DMA donated 2 Raspberry Pi 3 Complete Kits and free year of membership in DMA. Gary Turner took care of the arrangements. We will know who won the kits if they request their free memberships.

#### **NEW BUSINESS**

##### **Nominations for New Trustees**

Three new Trustees are elected at the annual meeting in September. Nominations are open from

*(Continued on page 6)*



June 1 through August 31. Ed Skuya has agreed to serve as Nominations Committee Chair.

### Summer Picnic – Martin Arbagi

Martin has reserved shelter #3 at Indian Riffle Park for Saturday, August 27.

### ADJOURNMENT

Gary Coy moved to adjourn at 8:21 P.M. Eric Ottoson seconded and the motion passed.

*Respectfully Submitted,*

*Glady Campion, Secretary*

**Nominations for the Board of Trustees are now open! See Ed SKUYA or any current DMA Trustee or officer at the meeting this Tuesday! Requirements: you must be at least 21 years of age and a DMA member for one year.**

**WANTED: Typist (on PC)**

**Contact: WYNN ROLLERT (DMA Member)**

**ACCURACY: Important**


**(937) 256-1772 ... at any time**

**SPEED: Not as Important**

### Have a business card? Are you a DMA member?

**A**NY PAID-UP MEMBER of the Dayton Microcomputer Association is entitled to a *free* business card-sized advertisement in THE DATABUS. Send a good-quality image to [Editor@DMA1.org](mailto:Editor@DMA1.org) We can embed a link to your Web site (if you have one) in the image of your card. Under weird IRS regulations, your site may not include discount coupons for DMA members, although discount offers may be included in the advertisement *itself*. See the example below right, which includes a member discount.

10% Discount to DMA members!



**Lock Nest Mobile Locksmith**

**Steve Davis**  
Owner

P.O. Box 753  
Vandalia, OH 45377  
937.890.1936

[Locknestmobile@gmail.com](mailto:Locknestmobile@gmail.com)  
[www.locknestmobilelocksmith.com](http://www.locknestmobilelocksmith.com)



**DMA's old friends, Gene and Linda Barlow, have a new, redesigned Web site and a new Web address! Click anywhere on the picture below for new and exciting offers from Acronis Software.**



## Grand Opening



**After 20 years at a different web location and an old style website, we are making a big move to this exciting new website. The new location is [www.ugr7.com](http://www.ugr7.com). Make sure you add this to your web favorites list.**

*Travel Through Time On Indiana's Most Scenic Railroad*  
**WHITEWATER VALLEY RAILROAD**



**765-825-2054**

**[www.whitewatervalleyrr.org](http://www.whitewatervalleyrr.org)**



AMERICA HAS ALWAYS BEEN a nation of tinkerers, inventors, and entrepreneurs. In recent years, a growing number of Americans have gained access to technologies such as 3D printers, laser cutters, easy-to-use design software, and desktop machine tools. This, in combination with freely available information about how to use, modify, and build upon these technologies and the availability of crowd funding platforms, is enabling more Americans to design and build almost anything. <https://www.whitehouse.gov/nation-of-makers>

THE NATIONAL WEEK OF MAKING was officially launched with a proclamation from President Obama, declaring June 17<sup>th</sup> through June 23<sup>rd</sup> as the National Week of Making for 2016. The Web site for this event invites everyone to become involved by hosting or attending an event. Makers are encouraged to tell their story by posting their profiles and a photo to the Web site. Event notices can also be posted with a description of the group and the activities. A photo gallery provides a view of the wide variety of maker projects happening across the country and internationally.

<http://weekofmaking.org/>

CHAMPIONS OF CHANGE is an effort to recognize that “one voice can change the world.” Throughout the year, the White House honors a chosen few Champions who are recognized for their efforts in areas such as making a difference in the lives of students, helping people earn a living wage, enabling low income and underserved communities, and similar accomplishments. Ten individuals have been recognized for their work as Makers. The profiles presented on the Web site are worth reading.

<https://www.whitehouse.gov/champions>

THE NATIONAL MAKER FAIRE, June 18 & 19, 2016 in Washington, DC is a collaboration between Maker Media, NationOfMakers.org, and the University of the District of Columbia. The National Maker Faire is a free event that brings together makers, inventors, and tinkerers of all ages.

<http://makerfaire.com/national/>

Take a visual tour: <http://arstechnica.com/information-technology/2015/06/a-visual-tour-of-the-first->

*(Continued on page 9)*



(Continued from page 8)



ever-national-maker-faire/

**Adam Savage**, who is best known as co-host of the Discovery Channel television series *MythBusters*, posted a video on his [Tested.com](http://Tested.com) website to celebrate the National Week of Making. He talks about the love of making and invites everyone to participate in activities related to the celebration of this week. He also shows photos sent to him by a number of Twitter followers willing to offer a peek into their personal maker spaces. The articles on Adam's [Tested.com](http://Tested.com) website provide a rich resource of advice for makers.

[www.tested.com/art/makers/573861-adam-savage-celebrates-national-week-making/](http://www.tested.com/art/makers/573861-adam-savage-celebrates-national-week-making/)

### Ten Statistics that reveal the size and scope of the Maker Movement

- ❶ There have been over 400 Maker Faires organized around the world since 2012.
- ❷ A record 215,000 people attended the two flagship Maker Faires in the Bay Area and New York in 2014, with 44% of attendees being first timers at the Bay Area event, and 61% in New York.
- ❸ The White House held its inaugural Maker Faire in 2014. "Today's D.I.Y. is tomorrow's 'Made in America.'"
- ❹ President Barack Obama proclaimed June 12 through June 18, 2015, as National Week of Making, calling upon all Americans to observe the week with programs, ceremonies, and activities that encourage a new generation of makers and manufacturers to share their talents and hone their skills.
- ❺ There are 1975 hackerspaces across around the world.
- ❻ \$529M was pledged to Kickstarter projects in 2014. That's more than \$1,000 a minute.
- ❼ The world's crowdfunding sites reached close to \$5B in transactions last year. By 2025, the crowdfunding investment market is projected to reach \$93B.
- ❽ The 3D printing market is projected to be worth \$8B by 2020.
- ❾ World demand for 3D printing is projected to increase more than 20% per year to \$5B in 2017.
- ❿ Distributors estimate that over 1M Atmel powered Arduinos have been sold since 2005.

[extension.org/2015/11/03/ten-statistics-that-reveal-the-size-and-scope-of-the-maker-movement/](http://extension.org/2015/11/03/ten-statistics-that-reveal-the-size-and-scope-of-the-maker-movement/)



**DMA Picnic—See Page 16!**

### —Using Foreign Characters in Passwords—

By Martin ARBAGI, Dayton Microcomputer Association

[DMAI.org](http://DMAI.org)

Martin.Arbagi (at) GMail.com

IMAGINE A SITE that requires a password to enter—but that password can be only *one* character long! You would have fewer than a hundred possible passwords: the upper and lower-case versions of each letter in the English alphabet, ten numbers, and various punctuation marks.

But now imagine that you had *hundreds* of other characters available. Of course, any recently-built computer could still break the password, but it be a trifle more difficult to do so.

My credit union's password can contain a maximum of ten characters. That always disturbed me. My insurance company's Web site can use passwords as long as thirty-four characters. One day, in an idle moment, I went to the credit union's site and tried to type a foreign character.

What is a foreign character? It can be an accented "e," such as the French word, *élite*, an accented "n", as in the Spanish *cañon* (our "canyon"), an accented "o," as in the German *Österreich* (Austria), or any other accented characters. As a test, I tried typing an accented character as an answer to one of the security questions most sites use in addition to a password. A common security question is: "What was your mother's maiden name?" I used my late mother-in-law's maiden name, *Suárez*.

It worked! The Web site accepted the accented "a" in the answer to the security question.

Of course, the next step was to include accented characters and other symbols not usually found on the typical American keyboard (such as £, for the British pound) in my main password.

The next question is: How to access these characters? Various word-processing programs use different methods. Unfortunately, you can't use word processors to type passwords on Web sites. You could open Microsoft Word or Open Office Writer, type in the accented character, then cut-and-paste it into the Web site, but this is awkward and cumbersome.

The solution is to use the ALT key, coupled with the numbers on your *numeric keypad*, at the right-hand side of your keyboard. (The numbers across the top won't work.) You get é by typing ALT and 130. The euro symbol (€) is ALT 128. ALT 172 yields ¼. The Japanese yen symbol (¥) is ALT 165. Æ (as in Mount Ætna, the volcano in Sicily) is ALT 146.

A few final notes:

- ✓ All this is for PCs running Windows, not Apple or Linux machines.
- ✓ Don't confuse the ALT with the CTRL key.
- ✓ If you don't get what you want with the keystroke sequences given in the main article above, try typing a zero (0) before the numbers. For example, if you can't get the cents symbol (¢) by typing ALT 155, try typing ALT 0155.
- ✓ Few laptop and no netbook keyboards have separate numeric keypads. Each manufacturer (Asus, Dell, H-P, Lenovo, Toshiba, etc.) has its own method of emulating a numeric keypad. Most use a key labeled "FN." Consult your User's Manual.
- ✓ Web sites almost never advertise that they accept foreign characters in passwords. "Special characters" are not the same as foreign characters. Your best bet is trial-and-error.
- ✓ I would be interested in hearing from readers who tried Unicode characters in passwords. Unicode allows you to use alphabets such as Arabic, Chinese, Cyrillic, Greek, or Hebrew.
- ✓ Though it does contain an accented character, my late mother-in-law's maiden name was not Suárez, nor is the £ symbol in my password!

...TDB

## —Safeguarding Windows 10—

By Dick MAYBACH, Member, Brookdale Computer Users' Group, NJ  
May 2016 issue, BUG Bytes  
www.bcug.com  
n2nd (at) att.net

IF YOU'VE TAKEN ADVANTAGE OF THE FREE UPGRADE to Windows 10 from Windows 7, 8, or 8.1, you're vulnerable to losing it as well as your data if you don't make some preparations. Your old system installation disk or the recovery CD and backups you created will allow you to restore *only* your old Windows system. If you have a serious crash after July 29, 2016, when the free upgrade period expires, you would then either have to live with your old version or purchase a retail copy of Windows 10. Fortunately, Windows 10 includes utilities to avoid this, but only if you know about and use them. Unfortunately, they are buried deep enough in menus that a casual Windows user may not find them.

Your first task is to create a Windows Recovery Environment on an 8-Gbyte (or larger) USB memory stick with the following procedure:

- Tap the Windows key, type "recovery," and select "Create a recovery drive."
- Select "create recovery drive."
- Be sure the box "Backup systems files to the recovery drive" is selected (Screen 1). Click "continue." This is a slow process; don't get impatient.

This plus a system image (see below) substitute for an installation disk, and they will let you repair Windows and restore your software and data from your backups. Label the memory stick clearly, but before you store it in a safe place, be sure your PC can boot from it. You can also create a recovery environment on a separate hard disk partition, but this less safe as a hard disk failure will destroy it.

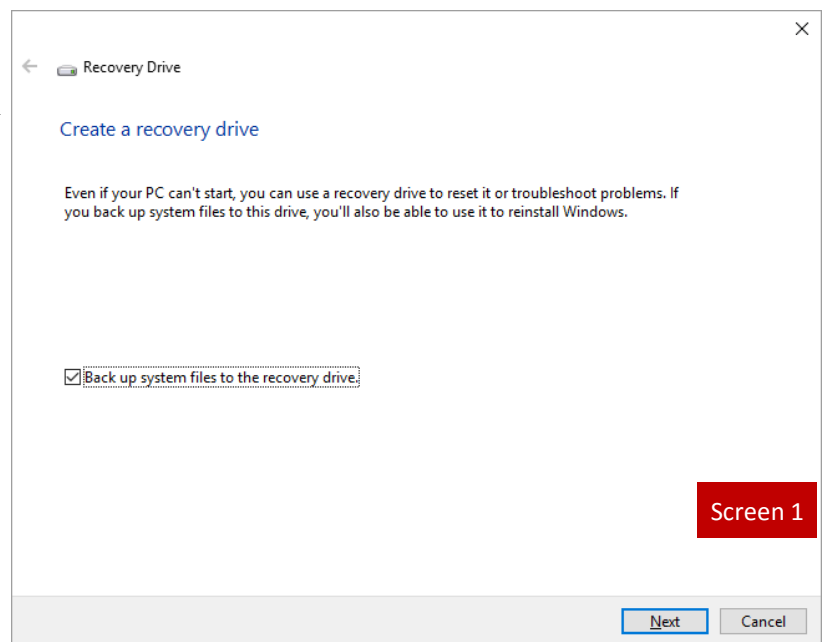
You may prefer to create a system repair CD (or make one in addition to a Recovery Environment), a legacy feature from Windows 7 that has fewer features but still allows you to recover your system after serious trouble. Follow these steps to create the disk.

- Tap the Windows key and type "control."
- Select "Backup and Restore (Windows 7)."

Select "Create a system repair disc" (Screen 2 [EDITOR'S NOTE: See the next page]), you may be asked for a password) and follow the instructions.

When you boot using a recovery drive memory stick you are in the Windows Recovery Environment, where you can perform the following tasks:

- perform a system reset,



(Continued on page 12)

- use a saved system image to overwrite your entire disk,
- repair the startup files,
- enable safe mode, and troubleshoot your PC (although this requires some expertise).

Although a Recovery Environment memory stick is essential, by itself it won't let you restore Windows 10. For that, you also need a system image, which is a copy of all the software and data on your hard disk. Portable USB-3, 2-Tbyte drives are now available for less than \$100, and these

are adequate for most of us. You might prefer an internal drive, especially if you need more capacity, but an external unit does provide the extra protection of being completely separate from your PC.

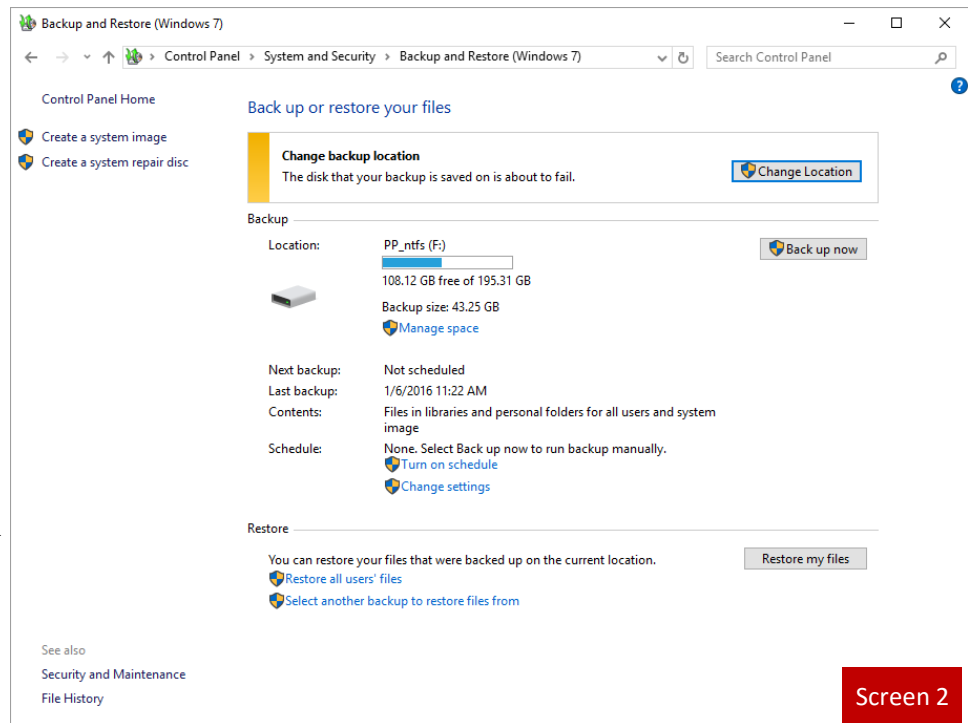
To create a system image follow this procedure.

- Tap the Windows key, type “control,” select “Control Panel,” and under “System and Security,” select “Save backup copies of your files with File History.”
- Select “System Image Backup” (at the bottom left; see Screen 3; you may have to enter your password).
- Select “Create a system image.”

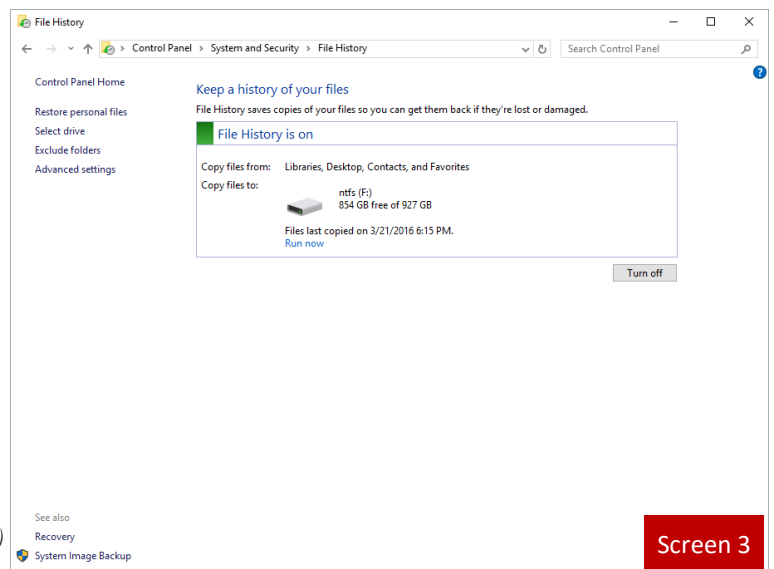
Select “On a hard disk.” There are options to use a network drive or DVDs, but the limited capacities of the latter make the procedure tedious indeed (Screen 4 [EDITOR'S NOTE: next page]).

Because creating a system image is time-consuming, and restoring one replaces the entire contents of your hard disk with the image, you will probably do this infrequently. The Windows 10 backup is called “file history”, and by default it runs every hour while your backup drive is connected. It's important to remember that file history saves only your *data*; you must use a system image to restore *software*. As a result, you will want to store a system im-

(Continued on page 13)



Screen 2



Screen 3



age every month or so (depending on how often you install or update your software), although you probably want to save file history much more frequently.

Because creating a system image is time-consuming, and restoring one replaces the entire contents of your hard disk with the image, you will probably do this infrequently. The Windows 10 backup is called “file history”, and by default it runs every hour while your backup drive is connected. It's important to remember that file history saves only your *data*; you must use a system image to restore *software*. As a result, you will want to store a system image every month or so (depending on how often you install or update your software), although you probably want to save file history much more frequently.

Use this procedure.

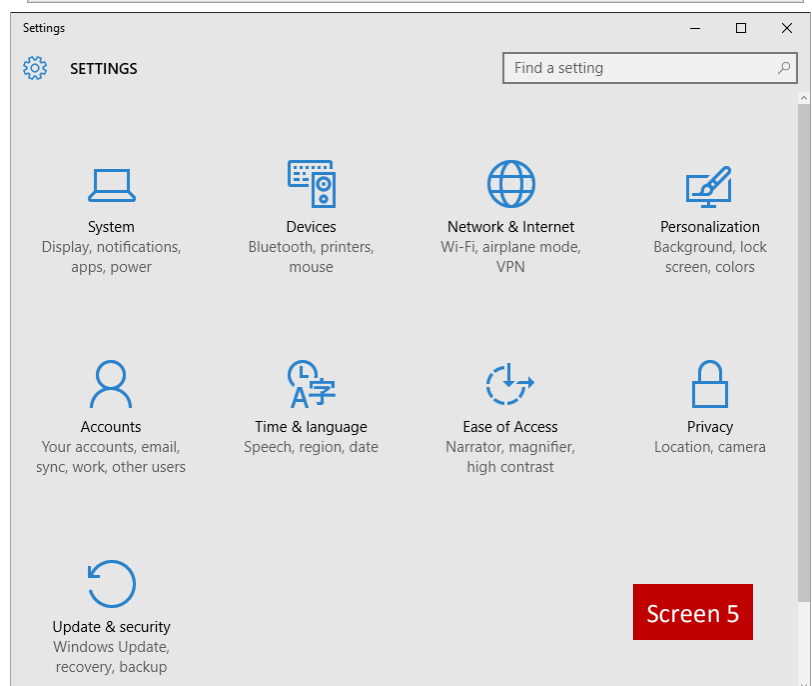
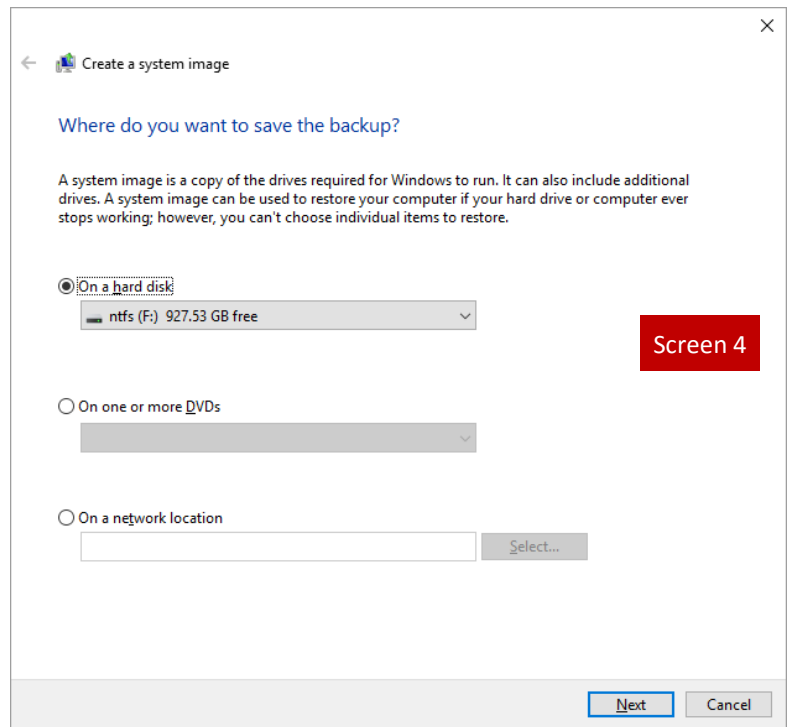
- Tap the Windows key, type “settings,” select “Settings,” then select “Update & security.” (Screen 5).
- Select “Backup” (Screen 6 [EDITOR’S NOTE: Next page]).

If your backup disk is not always connected, select “More options”, then select “Back up now” (Screen 7 [EDITOR’S NOTE: Once again, please see the next page]).

The first time through this you have to specify where the histories will be stored. After that, you can just connect the backup drive and Windows will automatically perform the action. You will have to select “Back up now” only if the drive is connected for just a short time. Note on Screen 6 the item “Go to Backup and Restore (Windows 7),” which you can use if you prefer it to file history.

Do the following to restore a file from your file history. (If your history is stored on a removable drive, be sure it's connected).

- Tap the Windows key and type “control”.
- Select “Control Panel”.
- Select “Save backup copies of your files with File History” (under System and Security).

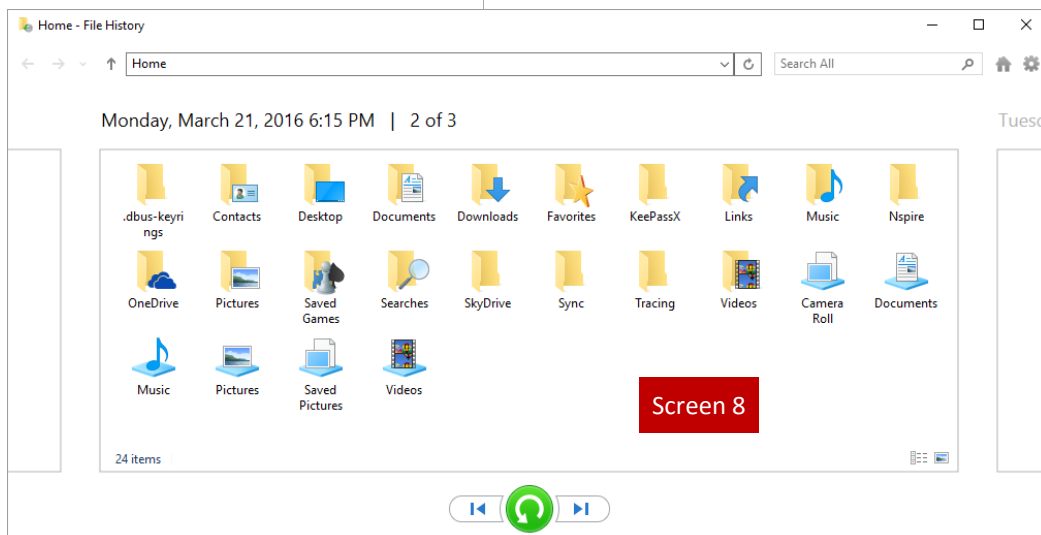
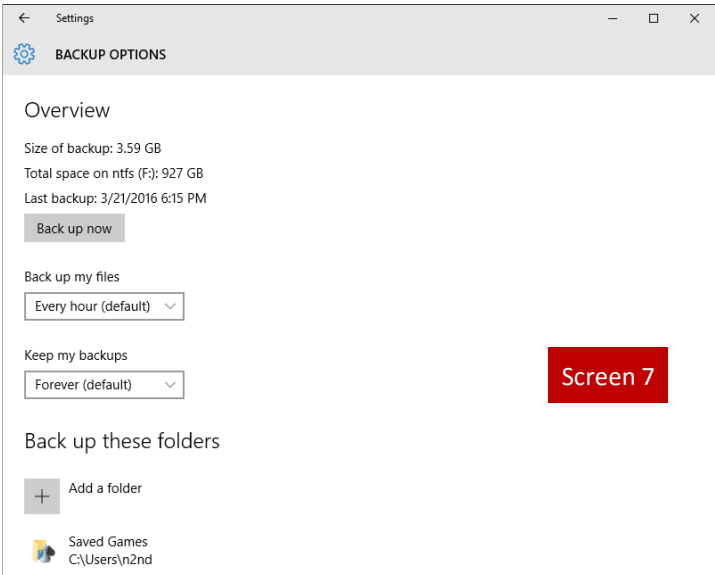
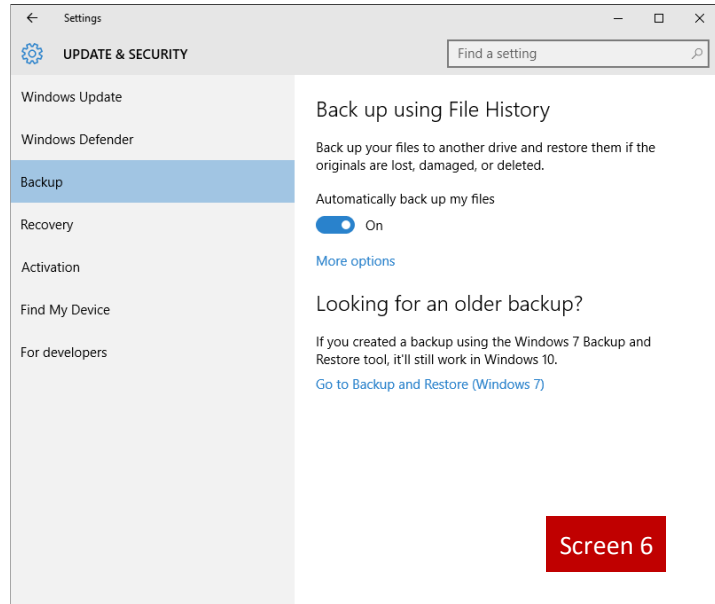


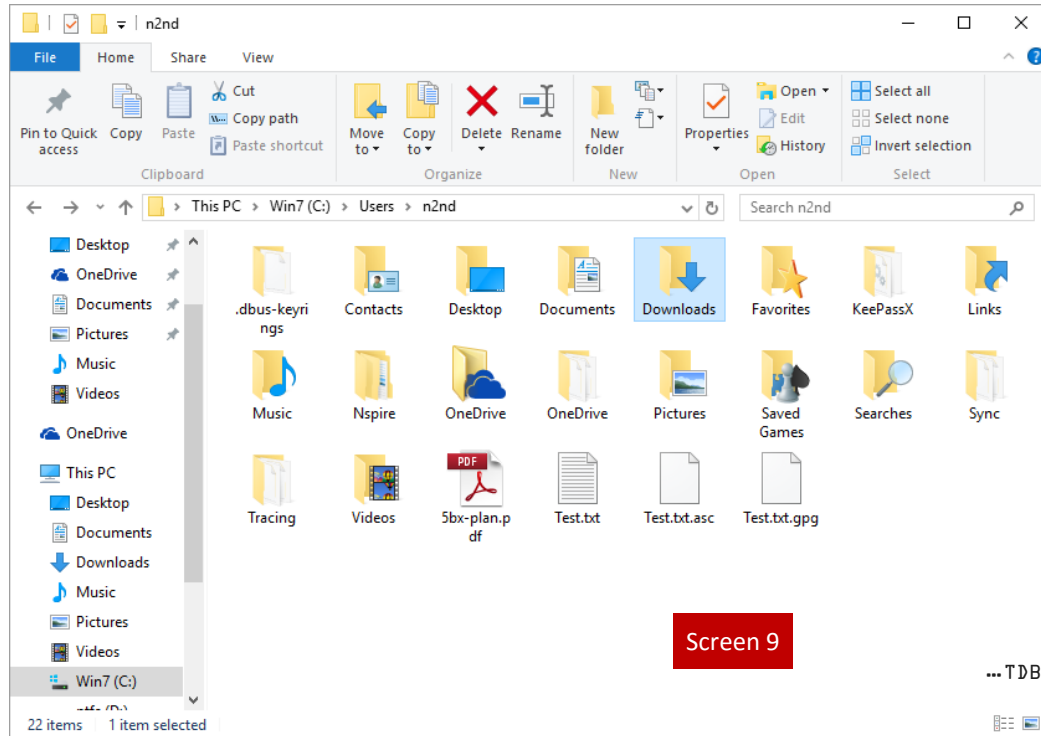
Select “Restore personal files” (see Screen 3 above). You'll see the following (Screen 8 [EDITOR'S NOTE: Bottom of page]).

The files and folders shown are for the date shown. To see earlier version click on the arrow to the left of the green button; to see later ones click on the right arrow. Selecting an item and clicking on the green button will restore it.

However, there is a quicker way to access file history. When you are using the file browser, expand the ribbon (if it's been minimized) by clicking the small down-arrow just to the left of the help button (a blue circle with a question mark). Screen 9 shows a file browser window with an expanded ribbon. [EDITOR'S NOTE: Screen 9 is on the next page.] Then click on “History” to see the file history screen for an item you've selected.

As you can see, using file history can be much more convenient than the older backup and restore technique, especially if you keep your history disk connected to your PC. The particular scheme with which you back up your files isn't important, as long as it's effective, but be sure you have one and test it to be sure it works.






**Click anywhere on the DMA Calendar (below) to go to the original at DMA1.org.**



Dayton Microcomputer Association Events for July 2016						
For additions or corrections, contact <a href="#">Dave Lundy</a> For details, such as location and contact info, please select Text type display.						
Sunday	Monday	Tuesday	Wednesday	Thursday	Friday	Saturday
					1	2 3:00-5:00pm Classic Computers
3	4 Independence Day DMA Board of Trustees "postponed due to holiday"	5	6	7 6:30pm Genealogy SIG	8	9 8:00pm-5:00pm Ohio InfoSec Anniversary
10	11 7:00pm Dayton Diode Mtg. 7:00pm DMA Board of Trustees "special date"	12 7:00pm Investment SIG	13 7:00pm Dayton Dynamic Languages Users Group	14	15	16 3:00-5:00pm Classic Computers
17	18 7:00pm Apple Dayton SIG	19 How-To SIG on Balthus list further notice	20	21 7:00pm Linux SIG	22 Pi Approximation Day	23
24	25	26 7:00pm DMA Main mtg.	27	28	29 System Administrator Appreciation Day	30
31						

## Don't be like Harrington and his friend—attend the real DMA Annual Picnic!

- ↻ Shelter 3, Indian Riffle Park , Saturday, August 27, noon to ?? (food served at 1 P.M.) Electricity available. Click [here](#) for a map.
- ↻ Plenty of free parking, also accessible via RTA routes 11 or 12
- ↻ DMA supplies hamburgers, hot dogs, sausages, condiments, bottled water, & soft drinks
- ↻ You bring a covered dish (salads, appetizers, chips, desserts, etc.) to share
- ↻ No alcohol, glass bottles, or pets, please
- ↻ Door prizes—*everyone* wins!





**DMA Membership Application/Renewal**

PLEASE ALLOW UP TO THREE WEEKS FOR APPLICATION PROCESSING AND INTERNET SET-UP

Name: \_\_\_\_\_ Birth date: \_\_\_\_/\_\_\_\_/\_\_\_\_  
mo. day yearAssociate Name: \_\_\_\_\_ Birth date: \_\_\_\_/\_\_\_\_/\_\_\_\_  
mo. day year

Address: \_\_\_\_\_

City: \_\_\_\_\_ State: \_\_\_\_\_ Zip: \_\_\_\_\_

Phone: (Home) (\_\_\_\_\_) \_\_\_\_\_ - \_\_\_\_\_ (Work) (\_\_\_\_\_) \_\_\_\_\_ - \_\_\_\_\_ x \_\_\_\_\_

I wish to have my name and address published in the club roster: YES ☐ NO ☐

E-mail address: \_\_\_\_\_@\_\_\_\_\_

Name of DMA member who recruited me: \_\_\_\_\_ (only new regular memberships)

Are you a current or recent DMA Member? Yes ☐ No ☐ Change of Address only? ☐ Today's date: \_\_\_\_/\_\_\_\_/\_\_\_\_

If you are renewing, please give your Membership Number (from your membership card) \_\_\_\_\_

**Type of Membership**Application is for: New Membership ☐ Membership Renewal ☐ Associate Membership\* ☐If applying for free student membership, please give school name and student ID number: Available only for students under 22 years old. (Student Members *cannot* vote in DMA elections.)

School Name: \_\_\_\_\_ Student ID#: \_\_\_\_\_

\* A family or associate membership is an additional membership for a member of your immediate family or someone else who is living in the member's household. If this is a family or associate membership, give name of regular member:

Dues/Fees (Dues and Fees are subject to change without prior notice):

Membership (one year — New or Renewal)

1.) ☐ \$25.00

Family or Associate Membership (must live at same address as regular member)

2.) ☐ \$12.50Free Student Membership for students under 22 yrs of age. (Student Members *cannot* vote in DMA elections.)3.) ☐ FREE

Please assign me a user ID for E-mail and Usenet news access one-time setup fee for new E-mail accounts.

4.) ☐ \$10.00

Total — Lines 1 and 2 (+ 4 if checked)

5) \$ \_\_\_\_\_

☐ Cash  
☐ Check

Check # \_\_\_\_\_

Make your check payable to Dayton Microcomputer Association, Inc. (DMA), and then send the check and application to:  
PO Box 340402  
Beavercreek, OH 45434-0402

DMA Use only: Membership # \_\_\_\_\_

Exp. Date: \_\_\_\_/\_\_\_\_/\_\_\_\_

Processed by: \_\_\_\_\_

LAST REVISED: 25 November 2013

**Click [here](#) to pay your dues  
using PayPal. Simplified  
Membership Form, too!**