

-Contents-

About DMA	2
This Month's Meeting	3
October Trustees' Minutes	4
The Amazon "Smile" Program	6
Musings: An Irregular Column	7
Lay Out Text with Section Breaks	7
DMA Calendar	9
SIG News	10
Membership Form	13
Save a tree (or at least a branch)! If you print THE DATABUS and do not need to renew your membership, do not print page 13.	



Post Office Box 4005
Dayton, Ohio 45401
Telephone:
(937) 222-4DMA
(937) 222-4362

Visit us at:

DMA1.org

Your 2015/16 Officers:

President

Debra MCFALL

Vice-President

Gary COY

Secretary

Glady CAMPION

Treasurer

Pat FLYNN

Officers need not be Trustees.

Trustees:

Martin ARBAGI

Glady CAMPION

Gary COY

Patrick FLYNN

Debra MCFALL

Ken PHELPS

Ed SKUYA

Gary TURNER

Jim ULLOM

Webmaster:

Dave LUNDY

ESTABLISHED IN 1976 (we'll celebrate our 40th anniversary next year), DMA is a group of Dayton-area professionals and hobbyists in the field of computing and information technology. General membership meetings are usually on the last Tuesday of each month. DMA has a number of Special Interest Groups (SIGs) in areas ranging from digital investing and genealogy to the Linux operating system. Each SIG meets according to its own schedule. DMA is a member of the Association of Personal Computer Users' Groups (APCUG) and the Affiliated Societies Council (ASC). Click on any of the logos—including our own (top left)—to go to that organization's Web site.



Submissions ...

THE DATABUS welcomes compliments, complaints, suggestions, and especially articles. We can accept articles in ASCII, or as attachments in Microsoft Word or Works, Open Office Writer, Word Perfect, or, yes, even WordStar (a word-processing program that goes all the way back to the 1980s!). We can now also accept PDF files. Send articles to:

Editor@DMA1.org

All articles are subject to editing for spelling, grammar, usage, and space. Always retain a copy of your work, as THE DATABUS cannot be responsible for loss. When articles are of roughly equal quality, those by paid-up DMA members usually receive preference.

ALL REGISTERED TRADEMARKS, for example: DMA, Amazon, Dell, or Microsoft Word, are the property of their respective owners. However, for better readability, the Registered Trade Mark symbols (® or ™) have been omitted. The Editor occasionally inserts comments into articles. Such comments are usually in square brackets [like these] and are always preceded by the phrase: "EDITOR'S NOTE."

THE DATABUS is written and published by volunteers. We do not give professional advice on computer, network, or software installation, troubleshooting, or repair. If you need expert assistance, please seek the services of a competent professional.

November Meeting: *Gaston Brown*: THE EVOLUTION OF GAMING—HOW IT TOUCHES EVERY FACET OF MODERN LIFE

7:00 P.M., Tuesday the 24th, at T. J. Chump's, 7050 Executive Blvd, Huber Heights 45424

Click [here](#) for a map. No charge—Guests welcome—Bring a friend

Meeting starts at 7:00 P.M., but come at 6:00 if you want dinner.

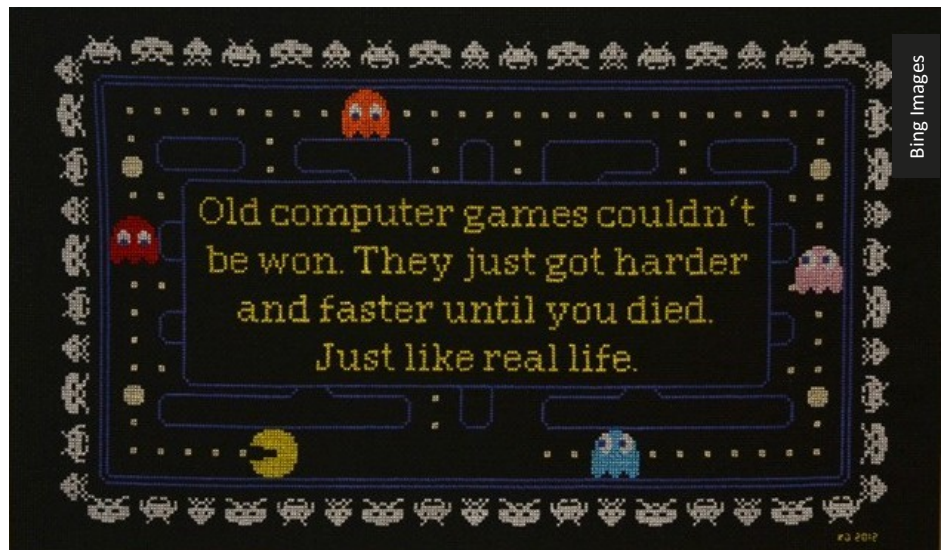
THIS MONTH, WE WILL LOOK AT how gaming on the PC, console, and on social media has become ingrained in many areas of modern-day life, ranging from the technology we use everyday to how we build our résumés and search for jobs. The recent explosion of E-sports, along with social media streaming and online viewing of E-sports events have re-ignited the gaming movement, expanding it in new directions. As a result, the gamer community has grown and gained greater acceptance as compared to the early days of DaytonLANfest. We will also discuss how gaming hardware has evolved in the last 10 years and how gamers are able to influence the development

Gaston Brown is a Systems Engineer for Trimble Navigation and holds several IT certifications. Also known as Sideout, he has been involved in LAN party gaming since 2000. Gaston is Assistant Director for NeXus LAN in Miamisburg (nexuslan.org) and Network/Server Administrator for LanOC in Van Wert (lanoc.org). Gaston resides in Troy, OH with his two children and is an avid bracket racer of both his 2006 Mustang GT and 2014 Dodge Ram 1500 pickup.

We continue to meet at the T. J. Chump's in Huber Heights. Same great cuisine as the Fairborn restaurant, and this location is quieter. It's just off I-70, exits 36 (if you're going east [for example, coming from Englewood]) or 38 (if you're going west [for example, coming from Springfield]), not far from the Meijer's. There's plenty of free

parking. Click [here](#) for a map. In addition, T. J. Chump's in Huber Heights is accessible via RTA bus routes [#18](#) (Meijer's and Executive Boulevard stop) and [19](#) (same bus stop—click on the route numbers for maps and schedules). All DMA meetings are *free and open to the public*, so please bring a friend.

(Since the main meeting will be at a restaurant, there will be no Pizza SIG gathering afterward.)



MINUTES are usually published almost *two months* late. This is because the Minutes for, say, the October Board meeting must be approved by the Trustees at the following month's meeting—in this case, early November. The corrected and approved October Minutes will thus appear in this (November) issue, published toward the end of the month. The next Trustees' meeting will be on December 2 at the **Chestnut Street Community Room of the Greene Shopping Mall**. The meeting begins at 7:00 P.M. (Please come at 6:00 if you're joining us for dinner at nearby Panera. ([Click here for a map.](#)))

MINUTES

DMA Board of Trustees-Meeting of Monday, 5 October 2015

CALL TO ORDER

The meeting was called to order at 7:30 P.M. by Gary Coy. **Trustees present:** Martin Arbagi, Gladys Campion, Gary Coy, Pat Flynn, Debra McFall, Eric Ottoson, Ken Phelps, Ed Skuya and Gary Turner, Jim Ullom.

OFFICERS' REPORTS

President-Gary Coy

TJ Chumps seems to be a good meeting place for us.

Vice President-Eric Ottoson

No report.

Secretary-Debra McFall

Debra presented the Minutes for the September Board meeting. Eric Ottoson moved the Minutes be accepted with changes. Jim Ullom seconded and the motion passed.

Treasurer-Gladys Campion

Gladys presented a revenue and expense report for January 1-September 30, 2015. Our Fifth Third Checking Account has a balance of \$18,484.61. Our Fifth Third Savings Account as a balance of \$11,220.07. Our Dayton Foundation Account has a balance of \$78,886.22. Our Paypal Account has a balance of \$705.12. This gives us a total of \$108,898.52.

COMMITTEE REPORTS

Audit-Gladys Campion

No report.

Bylaws Review-Eric Ottoson

Eric is finishing bylaws updates and then they will be presented to the Board for approval.

Funding—Open

No report.

Membership-Gladys Campion

We have 67 regular members, 3 associate members, 0 student members and 2 life members for a total of 72. There were 38 people at the August meeting and the 50/50 brought in \$31.

Net Admin Team-Ken Phelps, Gary Turner

(Continued on page 5)

(Continued from page 4)

Gary Turner needs to check Google Apps to make sure everything is in order and that DMA is disconnected from the Dallas Museum of Art.

Our Web site could use some updating, so we are considering using Wordpress. We need volunteers to help with this project. If you have Web site building knowledge, we could use your assistance.

Programs-Jim Ullom

Chris did a great job on the Digital Forensics presentation for September. In October, Catherine Devlin will give a presentation on what information the government has on you and how to get it. In November, Martin Arbagi will give a presentation on Keypass. Future presentations may include Dayton Drones and Office 365 and 2016.

Publications-Martin Arbagi

The August/September DATABUS is out.

OLD BUSINESS

Advertising-Ed Skuya


We will advertise in the *City Paper* again since the ad is free. We may also advertise in the "Go" section of the *Dayton Daily News*. Ken Phelps will check up on the price of a Meet-Up ad online. **Storage Locker Clean-Up Committee**-Debra McFall, Gladys Campion

The storage locker is cleaned out and we have closed the account with Public Storage. The Records Committee will meet to develop standards on which records are kept and for how long.

(Continued on page 6)

Have a business card? Are you a DMA member?

ANY PAID-UP MEMBER of the Dayton Microcomputer Association is entitled to a *free* business card-sized advertisement in THE DATABUS. At this month's meeting, give your card to Editor **Martin Arbagi** to be scanned, or send a good-quality image to Editor@DMA1.org. A link to your Web site (if you have one) can be embedded in the image of your card. Under weird IRS regulations, your site may not include discount coupons for DMA members, although discount offers may be included in the advertisement itself. See the example below right, which includes a member discount.



Lock Nest Mobile Locksmith

Steve Davis
Owner

P.O. Box 753
Vandalia, OH 45377
937.890.1936



Locknestmobile@gmail.com
www.locknestmobilelocksmith.com

10% Discount to DMA
members!

(Board of Trustees' Minutes—Continued from page 5)

Board Meetings-Glady Campion

The next Board Meeting will be held on Monday, November 2, 2015 at 7 P.M. at The Greene Community Room on Chestnut Street near the Ritch Building. If you would like to eat with us first, please come at 6:00 P.M. to Noodles and Company, 11 Greene Boulevard, Beavercreek, Ohio 45440.

NEW BUSINESS

We had election of new officers and the results are: Debra McFall, President; Gary Coy, Vice President; Pat Flynn, Treasurer; Glady Campion, Secretary. Jim Ullom moved to elect the officers, by acclamation. Martin Arbagi seconded and the motion passed. Congratulations to the new officers.

VOLUNTEER OF THE YEAR

Debra McFall has been nominated for Volunteer of the Year.

GOOD OF THE ORDER

Our club was formed in 1976, so we are celebrating our 40th anniversary in April of 2016. We will take a few minutes at April's main meeting to remember the club's Founding Members.

ADJOURNMENT

Jim Ullom moved to adjourn at 8:43 P.M. Eric Ottoson seconded and the motion passed.

Respectfully Submitted,

Debra McFall, Secretary

Help DMA by using Amazon's "Smile" program!

AMAZON, the Internet's largest retailer (if you haven't noticed, Amazon isn't just for books any more!) has a "Smile" feature whereby Amazon donates a percentage of almost any purchase you make to a selected nonprofit organization. There is *no* extra cost to you. Click [here](#) to learn more or [here](#) to go directly to the sign-up page. Be sure to put DMA down as the beneficiary of your purchases.

—Musings: An Irregularly Written Column—

By A. A. ARUNDEL

Dayton Microcomputer Association, Inc. (DMAI.org)

November 2015

THOSE OF US WHO HAVE BEEN AROUND A LONG TIME remember when Systemax was a local Miami Valley computer wholesaler. The company grew and was eventually part of Tiger Direct and Global computer products. Well, Systemax and its divisions have been acquired by PCM. Supposedly, the deal will be closed in December. PCM is a large computer services company and with this acquisition may be positioning itself to be a much larger player in the global computer market.

Speaking of mergers, let's not forget the 67 billion dollar deal of Dell buying EMC. Employees of EMC want to know what happens to their jobs, stock options, and to their retirement savings. Workers have filed a Q & A with the Securities and Exchange Commission (SEC) hoping to get answers to their questions. Evidently, neither EMC nor Dell have not been very forthcoming with information. It should be interesting to see what happens. Especially, since EMC has been in a cost cutting mode for a while, they are rumored to be closing or getting rid of non-profitable departments.

I still get questions about smart watches, but I am not yet totally convinced of their large scale usefulness. Just to confuse things, Hewlett-Packard is developing smart watch technology. They may not market their own version of the smart watch, but rather may be building the guts of the smart watch to be branded by other companies around the world.

For those of you looking for Black Friday or Holiday shopping deals, I'd keep an eye out for price drops on Solid State Drives (SSDs), thumb drives and tablets. I am sure there will be many other computer goodies and electronic devices on sale.

Good shopping and happy holidays to everyone.

By the way, don't forget the DMA holiday dinner. It at the Huber Heights T. J. Chump's on December 15. Starting time is 6:00 P.M. [EDITOR'S NOTE: See page 12.]

—Control Layout in Word With Page and Column Breaks—

Part 2 of Two Articles (*Ms. DeMarte's first article appeared last month.*)

Nancy DEMARTE, 1st Vice President, Sarasota Technical User Group, FL

October 2014 issue, *Sarasota Technology Monitor*

www.TheStug.org

ndemarte (at) Verizon.net

LAST MONTH we examined the Page Break tools in MS Word. This month we'll explore how to use the Section Break tools. Many home Word users ignore these tools because they think they only

(Continued on page 8)

(Continued from page 7)

apply to very long documents. But section breaks can help you format a short document, even a single page, in special ways. We'll look at two uses of section breaks in short documents:

1. combining full page text with text in columns on one page and
2. creating different headers, footers and margins in a document with two or more pages.

What are Section Breaks?

Section breaks are similar to page breaks in that they divide parts of a document; they differ in that you can have several sections on one page, if needed, and can format each section differently.

Section Break Styles:

There are four styles of section breaks. They appear in the Breaks gallery on the Page Layout tab, Page Setup group in Word 2007 or later editions and on the Insert menu in earlier editions. The first one, **Next Page**, inserts a new section on the next page. This is useful, for example, if you have a title page where you don't want the header or footer that appears in the rest of the pages. The next style, **Continuous**, inserts a section break on the current page, as in my example in Figure 2. The last two options, **Even Page** or **Odd Page**, insert section breaks which begin on the next even or odd page. This might be desirable with a chapter book, where each chapter needs to begin on the right hand page.

Inserting and Deleting Section Breaks:

Inserting and deleting a section break is done the same way as a page break. Insert a break by clicking in the spot where you want the break to occur, and then click the type of break you want. Delete a break by dragging over the break indicator in the document and then pressing the Delete key. If you have trouble selecting the break indicator, try dragging slightly diagonally down as you drag across the entire dotted line.

Project 1: Putting columns on the same page as full page text

Figure 2 illustrates a use of section breaks where you create a page of text that is both full page width and in columns. It might look like this: —————>

In this example from an old article of mine, I added two section breaks in order to emphasize a central paragraph by making it two columns.

First, I typed the entire document. This is always a good idea with Word documents—draft

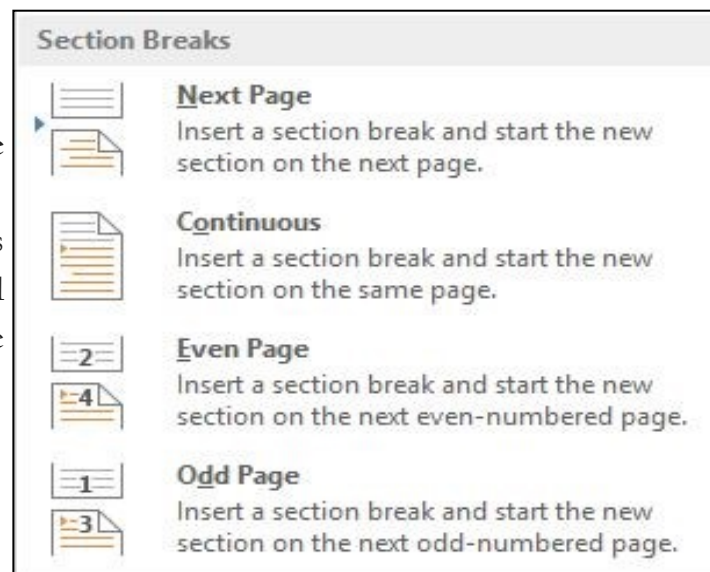


Figure 1 - the Section Breaks gallery

(Continued on page 10)

Dayton Microcomputer Association Events for December 2015

For additions or corrections, contact [Dave Lundy](#)
For details, such as location and contact info, please select Text type display.

Sunday	Monday	Tuesday	Wednesday	Thursday	Friday	Saturday
		1	2	3 Genealogy SIG *Canceled - enjoy the holidays*	4	5 3:00-5:00pm Classic Computers
6	7 7:00pm DMA Board of Trustees	8 7:00pm Investment SIG	9 7:00pm Dayton Dynamic Languages Users Group	10	11	12
13	14 7:00pm Dayton Diode Mtg.	15 6:00pm DMA Holiday Dinner How-To SIG on hiatus til further notice	16	17 7:00pm Linux SIG	18	19 3:00-5:00pm Classic Computers
20	21 7:00pm Apple-Dayton SIG	22 Winter Solstice	23	24	25 Christmas Day 	26
27	28	29 No DMA Main mtg. - Happy Holidays	30	31		

**Click anywhere on the DMA Calendar (above)
to go to the original at DMA1.org.**

Travel Through Time On Indiana's Most Scenic Railroad

WHITEWATER VALLEY RAILROAD



765-825-2054

www.whitewatervalleyrr.org

—SIG News—

SIGS ARE SPECIAL INTEREST GROUPS, an unusual feature of DMA. They range from the obvious (dynamic computer languages and the Linux operating system) to the not so obvious (genealogy and investments). All DMA SIGs emphasize the uses of digital technology and tools for business, hobbies, or other special interests. DMA Bylaws require all SIG *officers* to be members of DMA. We encourage all SIG *members* also to join the parent organization.

Send announcements for your SIG to Editor@DMA1.org. Two things to remember:

- **Leave notices of regular meetings to the DMA calendar.** (See page 9.) However, notices of *special events, cancellations, or postponements* are welcome.
- **Please give us enough time.** THE DATABUS comes out at the *end* of each month. A notice of an event that occurs, say, on the 19th of December would not be published in the January issue of THE DATABUS until *after* your meeting had taken place. (There will be no December issue.) It should have been in this (end of November) issue.

JAY FINLEY, leader of the Genealogy SIG, apologizes for missing the November meeting, and informs us that there will be no December meeting because of the DMA Holiday Dinner (see page 12.) The next meeting will be on Thursday, January 7, 2016, at 6:30 P.M., at the East Branch of the Dayton Public Library.

(Continued from page 8)

the content of a document all at once to let the ideas flow, then apply formatting, making changes as needed. Next I turned on the Show/Hide tool, found on the Home tab in the top right corner of the Paragraph group. Having this tool turned on lets me see where the section break indicators are located, which is important in case I need to delete or move one. My next step was to click at the end of the paragraph which would stay full page width and add a continuous section break, as described above. I repeated that procedure to add another continuous section break at the end of the paragraph I planned to format in columns.

through headphones while at the gym, I have used my iPod Touch to surf the Internet, read my email from my Verizon and Yahoo accounts, check my stocks, store and view my digital photos, and play a variety of interesting and brain-boosting games, all without spending a penny beyond the purchase price of the iPod Touch.

Section Break (Continuous)

How could I do all those activities on something which weighs only 4 ounces and has a 3.5-inch screen? First, let's look at what is required to make the iPod Touch perform: a Mac or PC with an XP-SP2 or higher operating system and a 2.0 USB port, a free account with iTunes, and a Wi-Fi connection. ¶

The PC is needed to recharge the iPod, to download and install your iTunes application from www.iTunes.com, and to visit the comprehensive iTunes store, where you can download free and paid little applications (called "apps") for your iPod Touch. A

The iPod Touch comes loaded with several basic applications, including the Safari web browser, Mail, a photo gallery, a notepad, calculator, stocks, and weather. But that's only the beginning. At last check there were over 80,000 free applications available in various categories at iTunes, such as utilities, news, sports, and games.

Figure 2 - Page with columns and full page text

(Continued on page 11)

(Continued from page 10)

tween the section breaks and clicked the Page Layout tab—Columns—Two to create two columns. This use of section breaks works well for newsletters, too, where you have a banner headline across the page with columned articles below.

Project 2: Different Headers and Margins in the same document

Sometimes you have two or more pages in the same document which you need to format differently, such as a title page and body of a document. Using section breaks lets you add different footers or headers, margins and other formatting. In this project (Figure 3) the first page is a short article on Deserts written by a fictional food expert, Henrietta. The next page is the first of a number of recipes related to the article. Notice that the first page has a header; the second page does not. Both pages have the same footer, but the page two margins are wider than those on page one. This was all done using section breaks.

First I typed the entire two pages, paying no attention to format, and turned on the Show/Hide tool. I added a header (Insert tab – Header) and typed the author's name and address, which appeared on both pages. Then I clicked at the end of the page one article and inserted a Section Break – Next Page, as described above. To get rid of the header on page two, I had to break the link between the pages. I clicked a random spot in page two and clicked the Insert tab – Header – Edit Header. Then I clicked inside the header and, on the Header & Footer Tools tab, which only appeared when I was in the header, clicked “Link to Previous” to remove the link between the two pages. Finally, I selected the header text on page two and deleted it, leaving the header intact on page one.

Notes and Tips:

1. When you delete a section break, you may get an unexpected result if you don't understand how section breaks work. A section break controls formatting of the text *before* it. Therefore, when you delete a section break, the formatting from the section just *after* that section will be applied to the section before the now-deleted break. If this is not what you want, click the Undo button to restore the break and rethink what look you really want. It helps to plan out any multi-page document which has sections so that you can insert the correct style of break in the right spot.
2. A Section Break – Next Page and a Page Break might seem to be the same, but only the section break will allow you to have different formatting in different sections.
3. When adding section breaks, save your work (Ctrl+S) more often than Word does, which is about every 10 minutes.

Stretch your skills and try one of these projects with section breaks.

... TDB

WANTED: Typist (on PC)
ACCURACY: Important
SPEED: Not as Important

Contact: **WYNN ROLLERT** (DMA Member)
(937) 256-1772
... at any time



- * Poor Harrington is now long gone, but *you* can come!
- * Cost: \$25.00—cheap!
- * We'll meet on Tuesday, December 15, at T. J. Chump's in fashionable suburban Huber Heights. (Click [here](#) for a map.)
- * Attitude adjustment (cocktails) at 6:00 P.M., dinner at 7. (Cash bar.)
- * Lots of door prizes—almost everyone wins!
- * Tickets available *now* from Gladys Campion!

DMA Membership Application/Renewal

PLEASE ALLOW UP TO THREE WEEKS FOR APPLICATION PROCESSING AND INTERNET SET-UP

Name: _____ Birth date: ____/____/____
mo. day yearAssociate Name: _____ Birth date: ____/____/____
mo. day year

Address: _____

City: _____ State: _____ Zip: _____

Phone: (Home) (____) _____ - _____ (Work) (____) _____ - _____ x _____

I wish to have my name and address published in the club roster: YES ☐ NO ☐

E-mail address: _____@_____

Name of DMA member who recruited me: _____ (only new regular memberships)

Are you a current or recent DMA Member? Yes q No q Change of Address only? q Today's date: ____/____/____

If you are renewing, please give your Membership Number (from your membership card) _____

Type of MembershipApplication is for: New Membership ☐ Membership Renewal ☐ Associate Membership* ☐If applying for free student membership, please give school name and student ID number: Available only for students under 22 years old. (Student Members *cannot* vote in DMA elections.)

School Name: _____ Student ID#: _____

* A family or associate membership is an additional membership for a member of your immediate family or someone else who is living in the member's household. If this is a family or associate membership, give name of regular member:

Dues/Fees (Dues and Fees are subject to change without prior notice):

Membership (one year — New or Renewal)

1.) ☐ \$25.00

Family or Associate Membership (must live at same address as regular member)

2.) ☐ \$12.50Free Student Membership for students under 22 yrs of age. (Student Members *cannot* vote in DMA elections.)3.) ☐ FREE

Please assign me a user ID for E-mail and Usenet news access one-time setup fee for new E-mail accounts.

4.) ☐ \$10.00

Total — Lines 1 and 2 (+ 4 if checked)

5) \$ _____

☐ Cash☐ Check

Check # _____

Make your check payable to Dayton Microcomputer Association, Inc. (DMA), and then send the check and application to:

PO Box 340402

Beavercreek, OH 45434-0402

DMA Use only: Membership # _____

Exp. Date: ____/____/____

Processed by: _____

REV: 25 November 2013

Click [here](#) to pay your dues
using PayPal. Simplified
Membership Form, too!